



License No. 758513

Exquisite Selections

Vinyl Swing French Door

In-Swing or Out-Swing



*Vinyl In-Swing French Door
shown with optional inactive handle and Colonial Grids.*

Series 9300 Dual Glazed • Series 9200 Single Glazed

*Ultimate Elegance and Superb Styling are characteristic of Superior's
"Exquisite Selections" Series of vinyl products.
Surround yourself with luxurious choices and the finest quality.
Superior . . . the perfect way to Indulge yourself!*



*Vinyl Out-Swing French Door
shown with optional inactive Handle and Starlight "V-Groove".*

Detailed Features

Choose from In-Swing or Out-Swing Design



- Overall frame depth is 5-11/16"
- Doors come standard with white adjustable hinges. Optional brass plated hinges are available.
- Brass handles are standard on active panels.
- Secure multi-point locking system is standard.
- Vinyl extrusions are reinforced with aluminum extrusions for structural durability.
- Both frame and panels are fusion welded for strength, rigidity and squareness.
- Glazing Options includes High Performance **CLIMATE SHIELD™** Low 'E' for thermal efficiency and for improved Solar Control.
- A 1" set back nail-on fin is an integral part of the frame for easy installation.
- Extruded aluminum threshold is standard in gold anodized, white or bronze painted finishes.

Distinctive Quality Features



ADJUSTABLE HINGES

Our three adjustable white hinges, standard on each active panel of our french doors, are a distinctive quality feature of Superior. Adjustable hinges allow for precision vertical and horizontal adjustment during installation and for future door maintenance or alignment. Brass plated adjustable hinges to match the handle set are optional.
















BRASS HANDLE

These elegant, brass handles have a commercial grade polished finish and engage a multi-point locking system; standard on our doors. Their luxurious styling and top quality locking mechanism make them an added bonus to the superb beauty of Superior's vinyl french doors.

Types and Sizes

Series 9300/9301 Dual Glazed and 9200/9201 Single Glazed • 5-11/16" NAIL-ON FRAMES
Recommended Rough Opening: Add 1/2" to Width and Height of Net Frame Size.

TYPE	STANDARD SIZES	
Viewed From Outside	Callout Size	Net Frame Size
 XL  XR	3068 3080	36-3/8" x 79-1/2" 36-3/8" x 95-1/2"
     XOL OXR XOR OXL XX	5068 6068 5080 6080	59-3/8" x 79-1/2" 71-3/8" x 79-1/2" 59-3/8" x 95-1/2" 71-3/8" x 95-1/2"
    FXFL FXFR HXHL HXHR	6068 8068 9068 6080 8080 9080	71-3/8" x 79-1/2" 95-3/8" x 79-1/2" 107-3/8" x 79-1/2" 71-3/8" x 95-1/2" 95-3/8" x 95-1/2" 107-3/8" x 95-1/2"
  FXXF HXXH	*8068 9068 10068 *8080 9080 10080	95-3/8" x 79-1/2" 107-3/8" x 79-1/2" 119-3/8" x 79-1/2" 95-3/8" x 95-1/2" 107-3/8" x 95-1/2" 119-3/8" x 95-1/2"

*Standard 34" door panels used, except 8/0 width; 8/0 Width requires 28" door panels.

SPECIFICATIONS

GENERAL: Vinyl hinged Swing French Doors shall be Series 9300 for dual glazed in-swing, 9301 for dual glazed out-swing as manufactured by Superior Window Products. Choose from in or out-swing design.

MATERIALS: Heavy wall, multi-chambered vinyl extrusions shall be commercial quality compounds that are environmentally safe, containing no heavy metals. All extrusions are ASTM and AAMA certified. Extrusions are impact-resistant, exterior grade P.V.C. (polyvinyl chloride). Vinyl will not flake, chip, corrode or rot and will not readily conduct heat or cold.

CONSTRUCTION: Frame and panel members are mitered and fusion welded for maximum strength and water-tight construction. Vertical members of frame and panels shall be reinforced with aluminum extrusion.

WEATHERSTRIPPING: Heavy duty Q-Lon, white color extruded weatherstripping shall be inserted into special raceways designed into the frame members to provide protection against air and water infiltration.

GLAZING: All Series 9300/9301 doors shall be glazed with nominal 7/8" overall insulated tempered safety glass, all Series 9200/9201 doors may be glazed with up to 1/4" (6mm) tempered safety glass.

HARDWARE: Heavy duty, white finish adjustable hinges are standard. Brass plated adjustable hinges are optional. Multi-point locking systems are nickel

plated, harden steel for durability. A multi-point locking system locks at the head, sill and center to resist prying apart of door panel and frame. Brass plated lever handles, escutcheon plates and thumb turns are standard on all active panels. Optional handle sets are available for inactive panels. Key locks are standard with handle sets. Extruded Aluminum threshold is standard in gold anodized, white or bronze painted finish.

INSTALLATION: Doors shall be installed square, plumb and level without distorting the frame and in accordance with the manufacturers recommended installation guidelines. Proper caulking and flashing shall be in accordance with local Building Codes.

Consult local building standards before installation.

SUPERIOR WINDOW PRODUCTS

Division of
SUPERIOR ENGINEERED PRODUCTS CORPORATION



Ontario • Hayward
California
superior-windows.com



Authorized Dealer
Window World
20640 Plummer Street
Chatsworth, CA 91311
800.400.1600
www.WindowWorldUSA.com