

CertainTeed Patio Doors

The door with more design flexibility.

A range of Standard or French rail designs

Combinations with transoms and sidelites

Long-lasting performance and excellent security

CertainTeed  [®]
Quality made certain. Satisfaction guaranteed.™

The quality you expect from America's number one vinyl window company.



This is a new generation of engineering in sliding patio doors. It gives you more design choices than ever before, including a Standard rail style for maximum viewing area, and a French rail style for a traditional French door look in a sliding door. Plus a whole range of options to complement any interior design.

Shown on front cover: 2-panel French rail style sliding door mullied with a sash-set transom for a traditional look.

And, because it's from CertainTeed, it gives you features for exceptionally smooth operation, features to maximize weather resistance, and a range of security options.

The design possibilities are virtually endless.

Both the Standard and French rail styles are available in 2- and 3-panel configurations, plus a dramatic 4-panel center-opening design.

You can add sidelites and transoms to expand the

CertainTeed patio doors, like this 3-panel French rail style sliding door, are manufactured with the same exclusive vinyl formulation used to make CertainTeed windows. So they can withstand a lifetime of exposure — even to salt air — without corroding, peeling, chipping, or fading.

viewing area. A proprietary structural mullion system ensures high strength in even the largest combinations.

The New Castle XT™ door is available in white or tan vinyl that fits many decorating schemes so you can create a look that matches your décor.

Standard handles are color-matched to vinyl; non-tarnishing, gold-coated handle

is available as an option.

For a colonial look, you can add sculptured or flat grids between the glass.

The ease and security will last for decades.

CertainTeed has applied all its knowledge, experience and research as the leading vinyl window manufacturer to refine every important feature of these patio doors

for easy operation and long life. Engineering features include adjustable stainless steel rollers for years of smooth gliding. Heavy vinyl profiles with metal reinforcement, plus an aluminum threshold, means these doors can stand up to the demands of daily family use. And the standard multi-point locking system provides dependable security.

The performance beats the toughest weather

— and standards. These patio doors take advantage of CertainTeed’s tested and proven features and latest engineering advancements to

ensure a comfortable home.



Features like fusion welding; continuous weatherstripping; and a unique low-point, high-pressure weep system help block air and water infiltration at a level superior to AAMA/WDMA specifications.

An insulating glass unit with a low-conductance spacer delivers excellent thermal efficiency. It is standard on New Castle XT doors. The Thermafect® Low “E” glazing system with low-conductance spacer and argon gas offers even greater thermal efficiency. It is available as an option.



This 2-panel CertainTeed Standard rail sliding patio door has advanced features that beat industry performance standards for air and water infiltration and meet ENERGY STAR® guidelines everywhere.

Features and Options



Excellent performance. In two styles.

- 3/4" double-pane insulating, tempered glass unit and low-conductance spacer
- Fusion-welded frame and panels
- Standard rail style with narrow stiles and slim frame, for maximum viewing area
- French rail style with wide stiles, for a look that reflects traditional craftsmanship

High durability.

- Anodized aluminum threshold is thermally broken to create a barrier that resists frost build-up.
- Easy-to-clean track designed to guard against air and water infiltration
- Low-point, high-pressure weep system
- Integral nail fin and J-channel
- 4-3/8" frame depth with 1-13/16" fin setback



Dependable security.

- Two-point lock with adjustable strikes is standard on 2- and 3-panel doors
- Four-point lock is standard on 4-panel doors and available on all as an option
- Shoot bolt in 4-panel doors for added security
- Exterior key lock is optional

Easy operation.

- Adjustable, stainless steel, wide diameter rollers with enclosed bearings provide a smooth glide
- Latching screen has separate track and rollers for smooth operation



Grid options.

- Sculptured or flat grids between the glass (shown above) are available in white or tan; allow for easy cleaning inside and out

Color selection.

- White or tan vinyl with color-matched hardware
- Non-tarnishing, gold-coated interior handle is optional

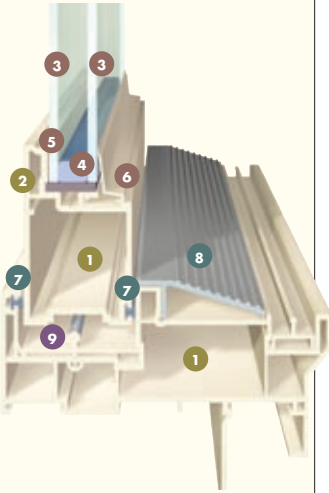
How advanced engineering beats the worst weather.

■ Air spaces in the door panel and frame (1) and double wall profiles (2) add insulation and strength.

■ 3/4" double-pane insulating, tempered glass unit (3) with a low-conductance spacer (4); glass is bonded to door panel (5) and made weather-tight with a rigid glazing bead featuring a flexible lip (6).

■ High-density-pile double weather-stripping with a mylar fin (7) helps keep your home draft-free and the durable aluminum threshold (8) is thermally broken to create a barrier that resists frost build-up.


■ Door panel track (9) is designed to guard against air infiltration and channel water away from the interior.



Cross section of sliding panel and bottom frame

A wide range of sizes and configurations.

Both the Standard and French rail styles are available in 2-, 3-, and 4-panel configurations, with heights and widths to fit your application.



2-panel
(xo/ox)

3-panel
(xoo/oox)

4-panel
(oxxo)

When ordering, please specify XO or OX assembly as seen from outside. Can be reconfigured in the field.

Standard 2- & 3-Panel Doors

Widths available:

2-panel: 60" 72" 96"

3-panel: 89³/₈" 107³/₈" 143³/₈"

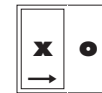
Heights available: 80" 82" 96"

Standard 4-Panel Doors

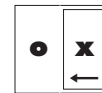
Widths available: 117³/₄" 141³/₄"

Heights available: 80" 82"

Operating Panel Selection



Left-hand operation

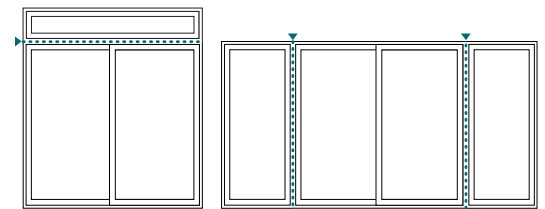


Right-hand operation

X = movable
O = stationary

A combination that's perfect for your home.

The doors can be adapted by adding CertainTeed transoms and sidelites. These specially designed windows complement the Standard and French rail doors, and are available with either direct-set glazing for maximum glass area or sash-set glazing for a traditional look.



Patio Door with transom

Patio Door with sidelites

CertainTeed's unique metal-reinforced structural mullion system (as shown above in blue) allows combinations to meet AAMA/WDMA performance requirements, even at larger sizes. Combinations can be milled at the factory, or kits can be supplied for field mulling.

Our Warranty. CertainTeed windows and patio doors are covered by one of the strongest warranties in the industry. What's more, they are backed by the full support of a \$2.5 billion corporation, with a century of experience in building supplies, and an ongoing commitment to R&D that has kept CertainTeed at the forefront of vinyl window and door technology. That means you can relax and enjoy your new patio doors, for as long as you own your home.



New Castle XT Standard and French rail style patio doors with the Thermaflect® glazing system meet the ENERGY STAR® guidelines for thermal efficiency in all climate regions.

ASK ABOUT OUR OTHER CERTAINTEED PRODUCTS:

ROOFING • SIDING • WINDOWS • INSULATION • FENCE • DECKING • RAILING • FOUNDATIONS • PIPE

CertainTeed Corporation
P.O. Box 860
Valley Forge, PA 19482

Professional: 800-233-8990
Consumer: 800-782-8777
www.certainteed.com



CertainTeed